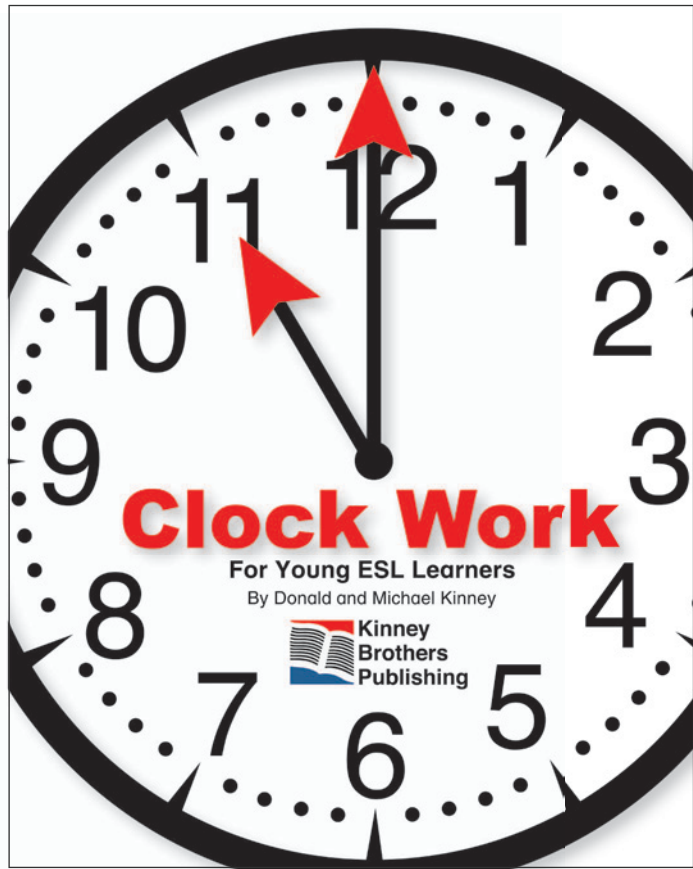


Clock Work



Clock Work exercises ESL students in the primary skill of reading and understanding analog clocks. Simple, step-by-step worksheets guide students from easy practice to more complex concepts of telling time and language. These basic worksheets are useful for children who are just learning to read clocks thru adults looking to brush up their English language skills.

[Click here to buy now!](#)



Kinney Brothers Publishing

What's Included...

Hours **A**
Write the time in the box below.

1. 2. 3.

4. 5. 6.

Half Hour **B**
Write the time in the box below.

1. 2. 3.

4. 5. 6.

15 Minutes **C**
Write the time in the box below.

1. 2. 3.

4. 5. 6.

10 Minutes **D**
Write the time in the box below.

1. 2. 3.

4. 5. 6.

The clock worksheets are divided into six time groups: hours, half hours, etc.

5 Minutes **E**
Write the time in the box below.

1. 2. 3.

4. 5. 6.

By the Minute **F**
Write the time in the box below.

1. 2. 3.

4. 5. 6.

Review
Write the time in the box below.

1. 2. 3.

4. 5. 6.

Duration
Write the time duration of the gray area.

1. 2. 3.

4. 5. 6.

Each time group includes cumulative review and additional time exercises.



What's Included...

Each time group has four basic exercise types for digital and analog readings.

Review pages include mixed time groups, games, and time-concept exercises.



A Closer look...

Table of Contents

Section A - Hours	1
Section B - Half Hours	15
Sections A-B Review.....	20
Section C - 15 Minute Increments	25
Sections A-C Review.....	47
Section D - 10 Minute Increments	60
Sections A-D Review.....	70
Section E - 5 Minute Increments	85
Sections A-E Review.....	95
Section F - 1 Minute Increments	108
Game Instructions.....	118


Divided into six time groups (A-F), each section includes cumulative review, games, and time-concept exercises.


Review


Draw hands for the time in the box.


Mon Tue Wed Thu Fri Sat Sun


Date / /





1.  2:45


2.  5:30


3.  9:00


4.  1:15

5.  8:00

6.  8:00

7.  3:00

8.  11:45

9.  12:15

Use these worksheets in your elementary through adult English-language classes.





A Closer look...

Half Hour

Draw hands for the time below.

Mon Tue Wed Thu Fri Sat Sun


Date / /



five thirty

ten thirty


six thirty



eleven thirty

one thirty

twelve thirty



eight thirty

two thirty

nine thirty

B-5


17

Half Hour

Draw hands for the time below.

Mon Tue Wed Thu Fri Sat Sun


Date / /



half past six

half past nine


half past seven



half past ten

half past two

half past eleven



half past three

half past one

half past eight

B-7

19



Half-hour and quarter hour clocks can be practiced with digital or analog readings.

All pages are coded for easy sorting.



Kinney Brothers Publishing

Support Materials



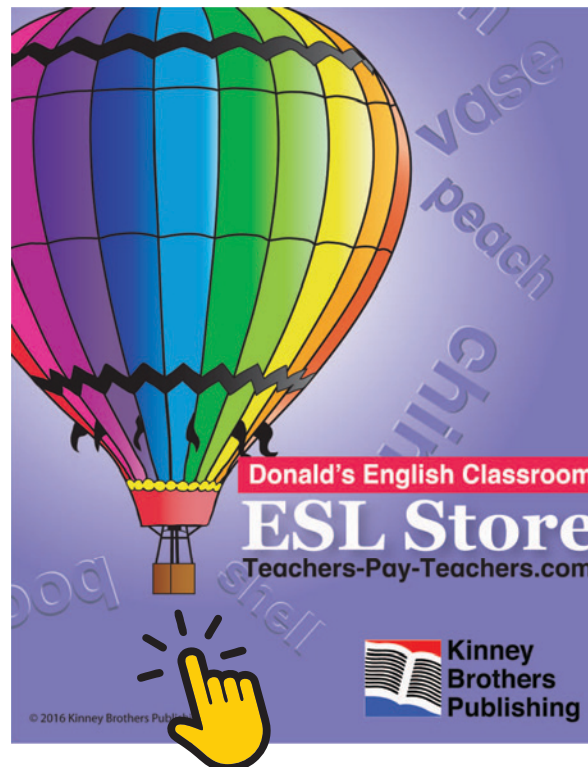

Donald's English Classroom has a full support library of clock-learning materials for your regular and ESL classes!

Donald's English Classroom



Kinney Brothers Publishing

Catalogs



Our Book Catalog and ESL Store Catalog will give you an overview of all that Kinney Brothers Publishing has to offer! Download 50 Flash Card Activities and stay connected with monthly updates and news! Click to download!



Kinney Brothers Publishing